



Town of Oro Valley, Arizona
Population and Housing Narrative Profile: 2006-2008
2006-2008 American Community Survey 3-Year Estimates
American Community Survey

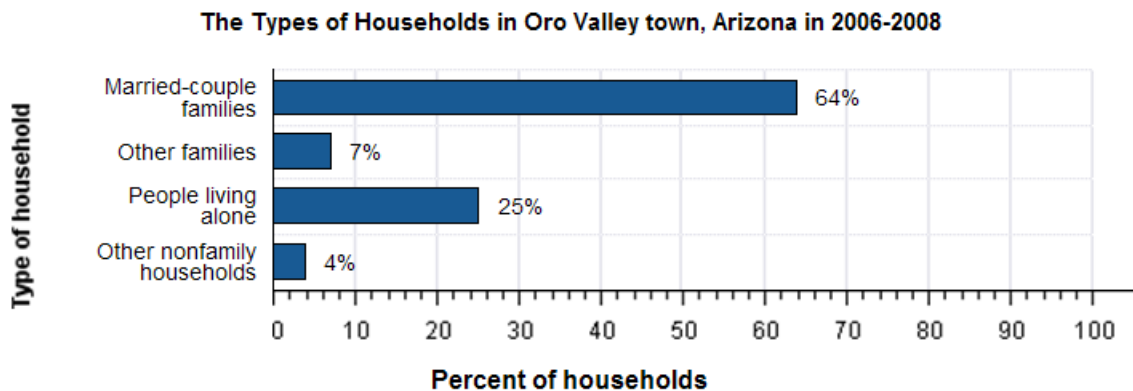
For more detailed statistics from the American Community Survey for the Town of Oro Valley click on the following:

- [Demographic and Housing Estimates](#)
- [Economic Characteristics](#)
- [Housing Characteristics](#)
- [Social Characteristics](#)

For information on other communities [click here](#)

HOUSEHOLDS AND FAMILIES: From 2006-2008 there were 17,000 households in Oro Valley. The average household size was 2.5 people.

Families made up 71 percent of the households in Oro Valley. This figure includes both married-couple families (64 percent) and other families (7 percent). Nonfamily households made up 29 percent of all households in Oro Valley. Most of the nonfamily households were people living alone, but some were composed of people living in households in which no one was related to the householder.

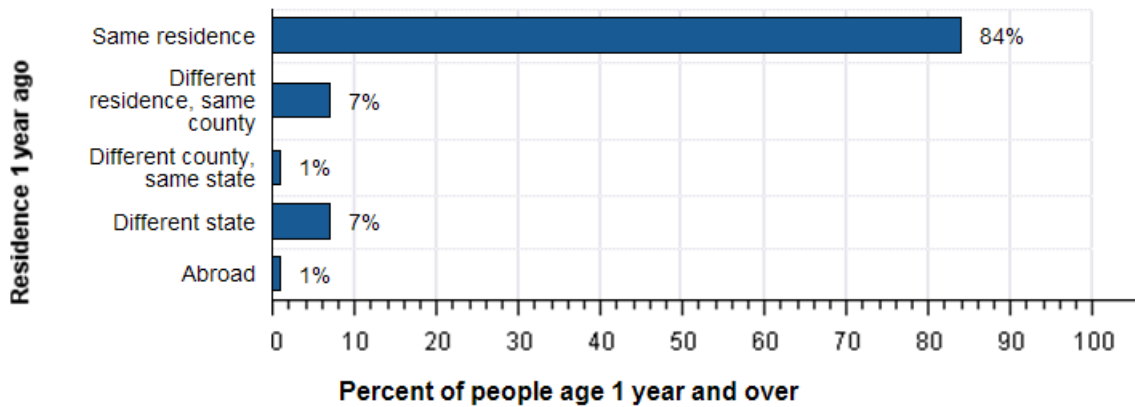


Source: American Community Survey, 2006-2008

NATIVITY AND LANGUAGE: Data for this section cannot be displayed because the number of sample cases is too small. Displaying the data would risk disclosing information for individuals.

GEOGRAPHIC MOBILITY: From 2006-2008, 84 percent of the people at least one year old living in Oro Valley were living in the same residence one year earlier; 7 percent had moved during the past year from another residence in the same county, 1 percent from another county in the same state, 7 percent from another state, and 1 percent from abroad.

Geographic Mobility of Residents of Oro Valley town, Arizona in 2006-2008

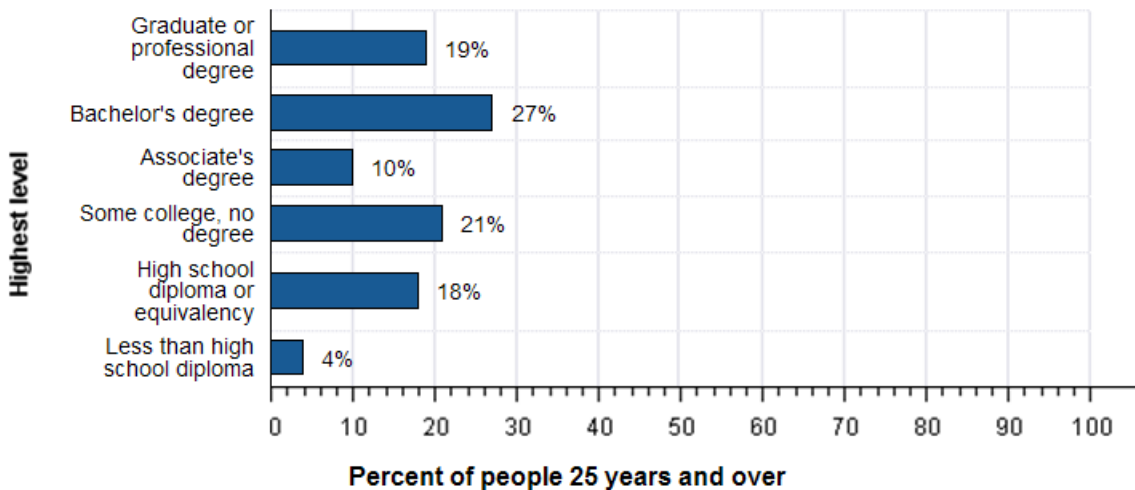


Source: American Community Survey, 2006-2008

EDUCATION: From 2006-2008, 96 percent of people 25 years and over had at least graduated from high school and 46 percent had a bachelor's degree or higher. Four percent were dropouts; they were not enrolled in school and had not graduated from high school.

The total school enrollment in Oro Valley was 9,600 in 2006-2008. Nursery school and kindergarten enrollment was 1,300 and elementary or high school enrollment was 5,400 children. College or graduate school enrollment was 3,000.

The Educational Attainment of People in Oro Valley town, Arizona in 2006-2008

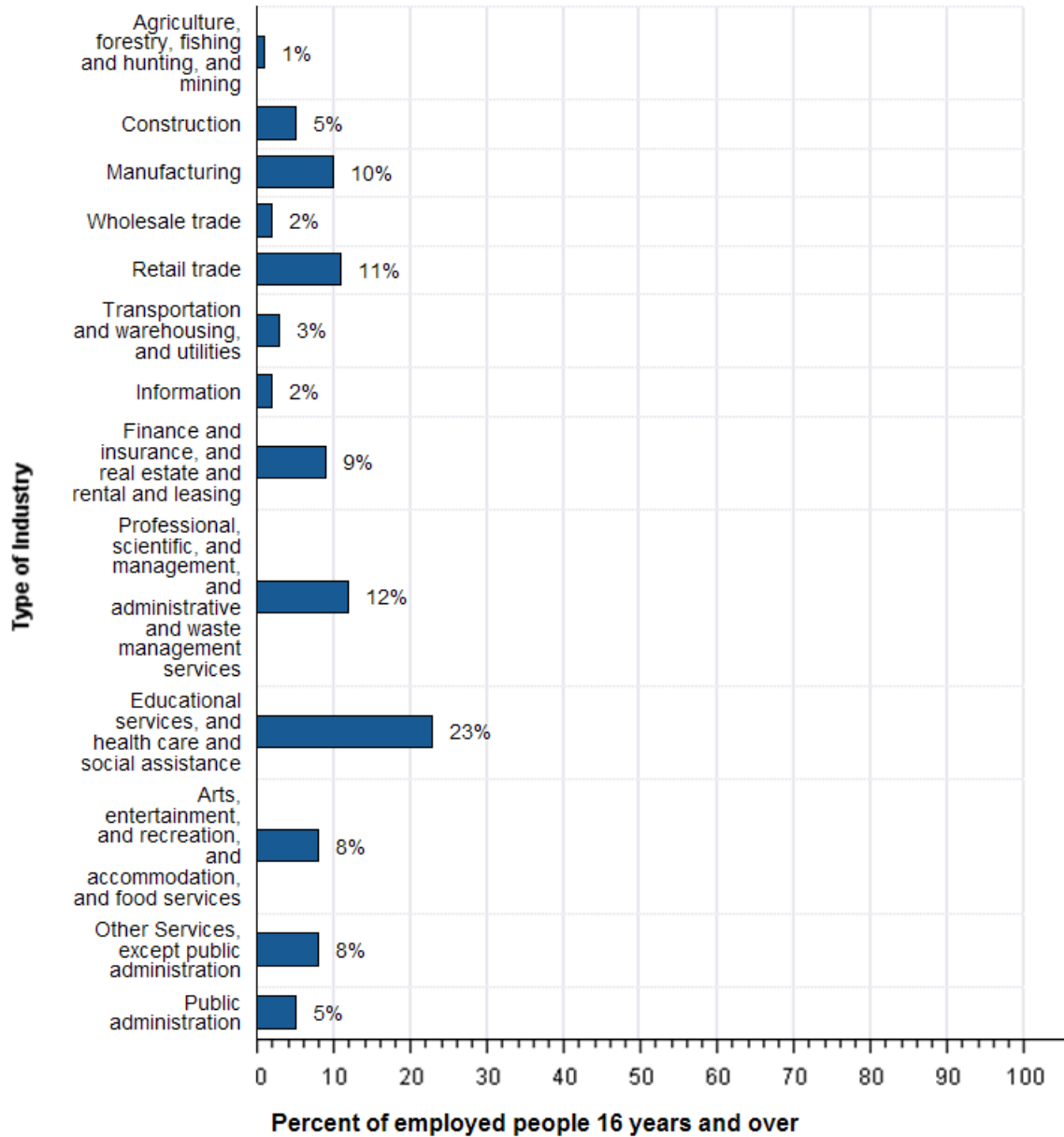


Source: American Community Survey, 2006-2008

DISABILITY: Data for this section cannot be displayed because the number of sample cases is too small. Displaying the data would risk disclosing information for individuals.

INDUSTRIES: From 2006-2008, for the employed population 16 years and older, the leading industries in Oro Valley were educational services, and health care, and social assistance, 23 percent, and professional, scientific, and management, and administrative and waste management services, 12 percent.

Employment by Industry in Oro Valley town, Arizona in 2006-2008



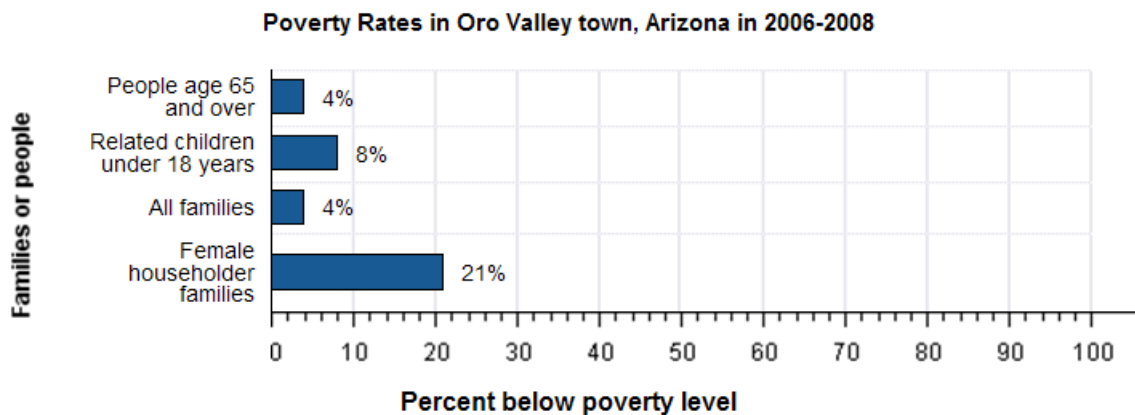
Source: American Community Survey, 2006-2008

OCCUPATIONS AND TYPE OF EMPLOYER: Among the most common occupations were: management, professional, and related occupations, 52 percent; sales and office occupations, 24 percent; service occupations, 14 percent; construction, extraction, maintenance and repair occupations, 5 percent; and production, transportation, and material moving occupations, 4 percent. Seventy-eight percent of the people employed were private wage and salary workers; 15 percent were Federal, state, or local government workers; and 7 percent were self-employed.

TRAVEL TO WORK: Eighty percent of Oro Valley workers drove to work alone in 2006-2008, 9 percent carpooled, less than 0.5 percent took public transportation, and 2 percent used other means. The remaining 8 percent worked at home. Of those who commuted to work, it took them on average 29.2 minutes to get to work.

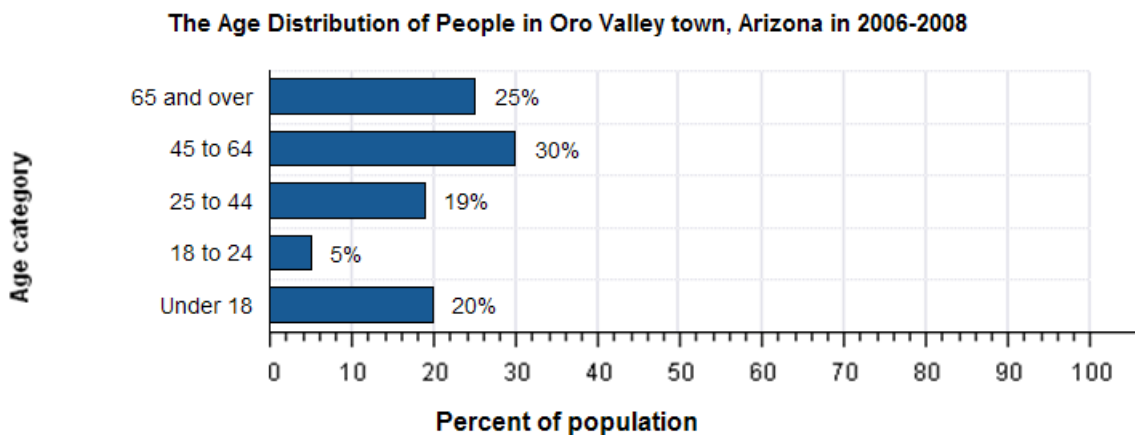
INCOME: The median income of households in Oro Valley was \$74,809. Sixty-five percent of the households received earnings and 33 percent received retirement income other than Social Security. Forty-two percent of the households received Social Security. The average income from Social Security was \$18,691. These income sources are not mutually exclusive; that is, some households received income from more than one source.

POVERTY AND PARTICIPATION IN GOVERNMENT PROGRAMS: From 2006-2008, 6 percent of people were in poverty. Eight percent of related children under 18 were below the poverty level, compared with 4 percent of people 65 years old and over. Four percent of all families and 21 percent of families with a female householder and no husband present had incomes below the poverty level.



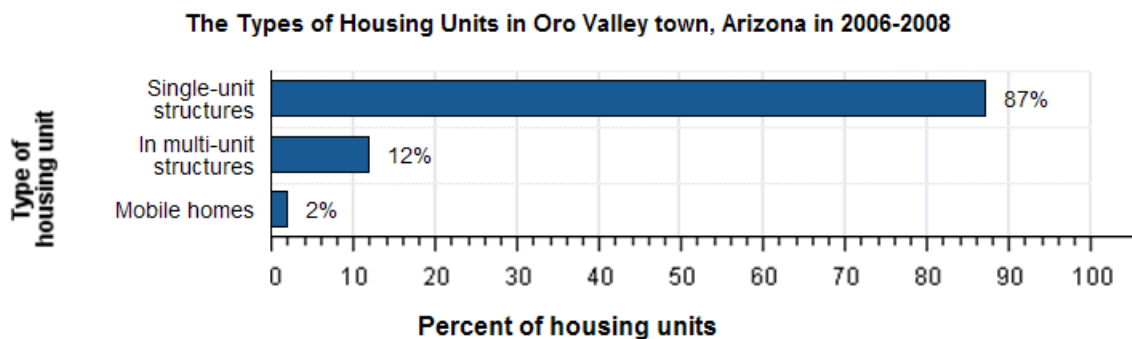
Source: American Community Survey, 2006-2008

POPULATION: From 2006-2008, Oro Valley had a total population of 41,000 - 22,000 (53 percent) females and 19,000 (47 percent) males. The median age was 48.8 years. Twenty percent of the population was under 18 years and 25 percent was 65 years and older.



For people reporting one race alone, 88 percent were White; 2 percent were Black or African American; less than 0.5 percent were American Indian and Alaska Native; 3 percent were Asian; less than 0.5 percent were Native Hawaiian and Other Pacific Islander, and 3 percent were of some other race. Four percent reported being of two or more races. Ten percent of the people in Oro Valley were Hispanic. Eighty-two percent of the people in Oro Valley were White non-Hispanic. People of Hispanic origin may be of any race.

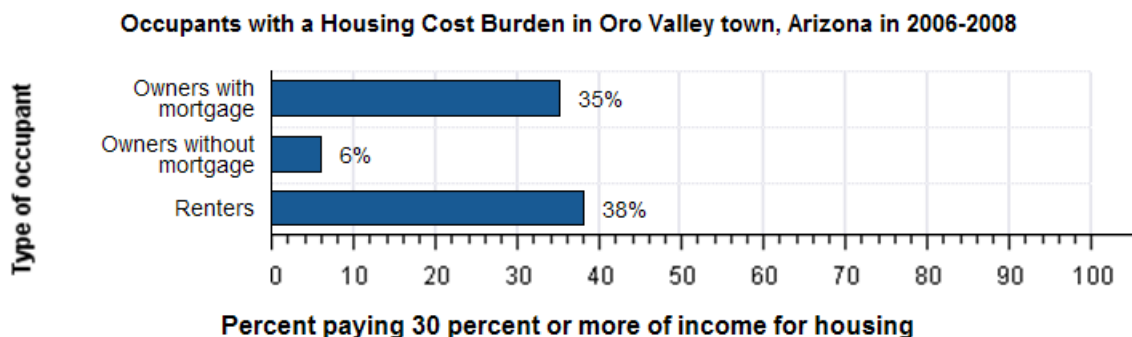
HOUSING CHARACTERISTICS: From 2006-2008, Oro Valley had a total of 19,000 housing units, 13 percent of which were vacant. Of the total housing units, 87 percent was in single-unit structures, 12 percent was in multi-unit structures, and 2 percent was mobile homes. Seventy-two percent of the housing units were built since 1990.



Source: American Community Survey, 2006-2008

OCCUPIED HOUSING UNIT CHARACTERISTICS: From 2006-2008, Oro Valley had 17,000 occupied housing units - 14,000 (81 percent) owner occupied and 3,100 (19 percent) renter occupied. One percent of the households did not have telephone service and 1 percent of the households did not have access to a car, truck, or van for private use. Multi Vehicle households were not rare. Forty-two percent had two vehicles and another 17 percent had three or more.

HOUSING COSTS: The median monthly housing costs for mortgaged owners was \$1,702, nonmortgaged owners \$410, and renters \$961. Thirty-five percent of owners with mortgages, 6 percent of owners without mortgages, and 38 percent of renters in Oro Valley spent 30 percent or more of household income on housing.



Source: American Community Survey, 2006-2008

Source: U.S. Census Bureau, 2006-2008 American Community Survey

NOTE.

The population and housing characteristics included above are derived from the American Community Survey.

Although the American Community Survey (ACS) produces population, demographic and housing unit estimates, it is the Census Bureau's Population Estimates Program that produces and disseminates the official estimates of the population for the nation, states, counties, cities and towns and estimates of housing units for states and counties: http://factfinder.census.gov/home/en/official_estimates_2008.html

For more information on confidentiality protection, sampling error, nonsampling error, and definitions, see Survey Methodology. http://factfinder.census.gov/home/en/datanotes/exp_acs2008_3yr.html

Detail may not add to totals due to rounding.
Percentages are based on unrounded numbers.