



## Management Committee

September 11, 2019

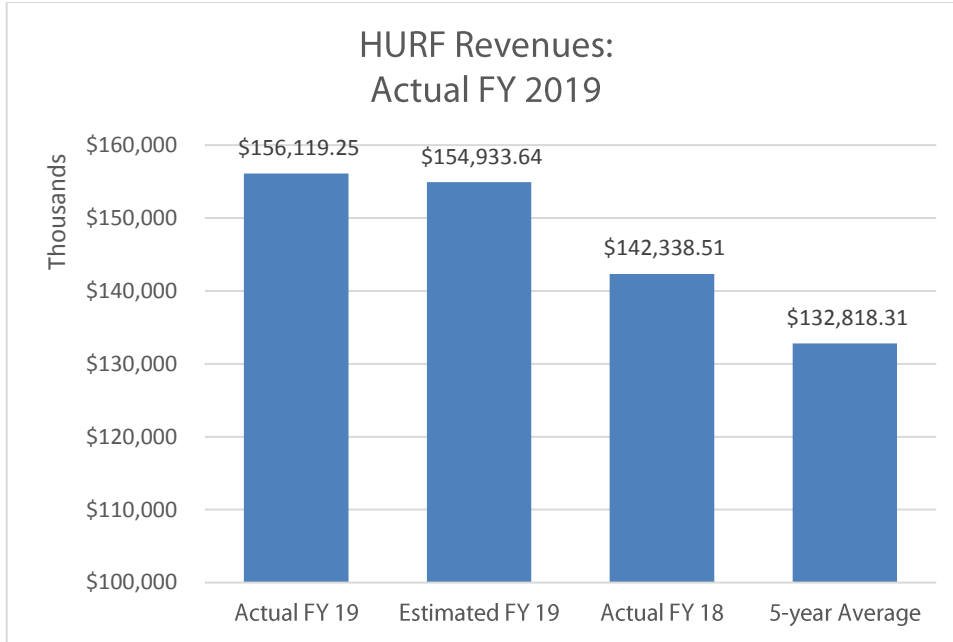
### Pima Association of Governments

1 E. Broadway Blvd., Tucson  
Santa Rita Conference Room

## Summary of Final FY 2019 HURF Revenues

### HURF Distributions in the PAG Region: July 2018 through June 2019

Funds	Actual FY 2019	Estimated FY 2019	% of Estimate	Compared to FY 2018	Compared to 5-year Average
<b>Marana</b>	\$3,607,631	\$3,598,536	+0.3%	+13.5%	+33.2%
<b>Oro Valley</b>	\$3,563,828	\$3,598,536	-1.0%	+11.6%	+19.1%
<b>Sahuarita</b>	\$2,358,072	\$2,355,676	+0.1%	+12.1%	+24.4%
<b>South Tucson</b>	\$452,043	\$452,408	-0.1%	+9.8%	+12.8%
<b>Tucson</b>	\$52,174,997	\$52,103,995	+0.1%	+11.0%	+15.3%
<b>Pima County (HURF)</b>	\$49,718,364	\$49,746,441	-0.1%	+11.1%	+18.8%
<b>Pima County (VLT)</b>	\$15,846,458	\$14,094,125	+12.4%	+6.4%	+19.2%
<b>HURF 12.6%</b>	\$23,126,924	\$24,042,011	-3.8%	+4.8%	+14.8%
<b>HURF 2.6%</b>	\$5,270,928	\$4,941,916	+6.7%	+11.2%	+23.0%
<b>Regional Total</b>	<b>\$156,119,245</b>	<b>\$154,933,644</b>	<b>+0.8%</b>	<b>+9.7%</b>	<b>+17.5%</b>

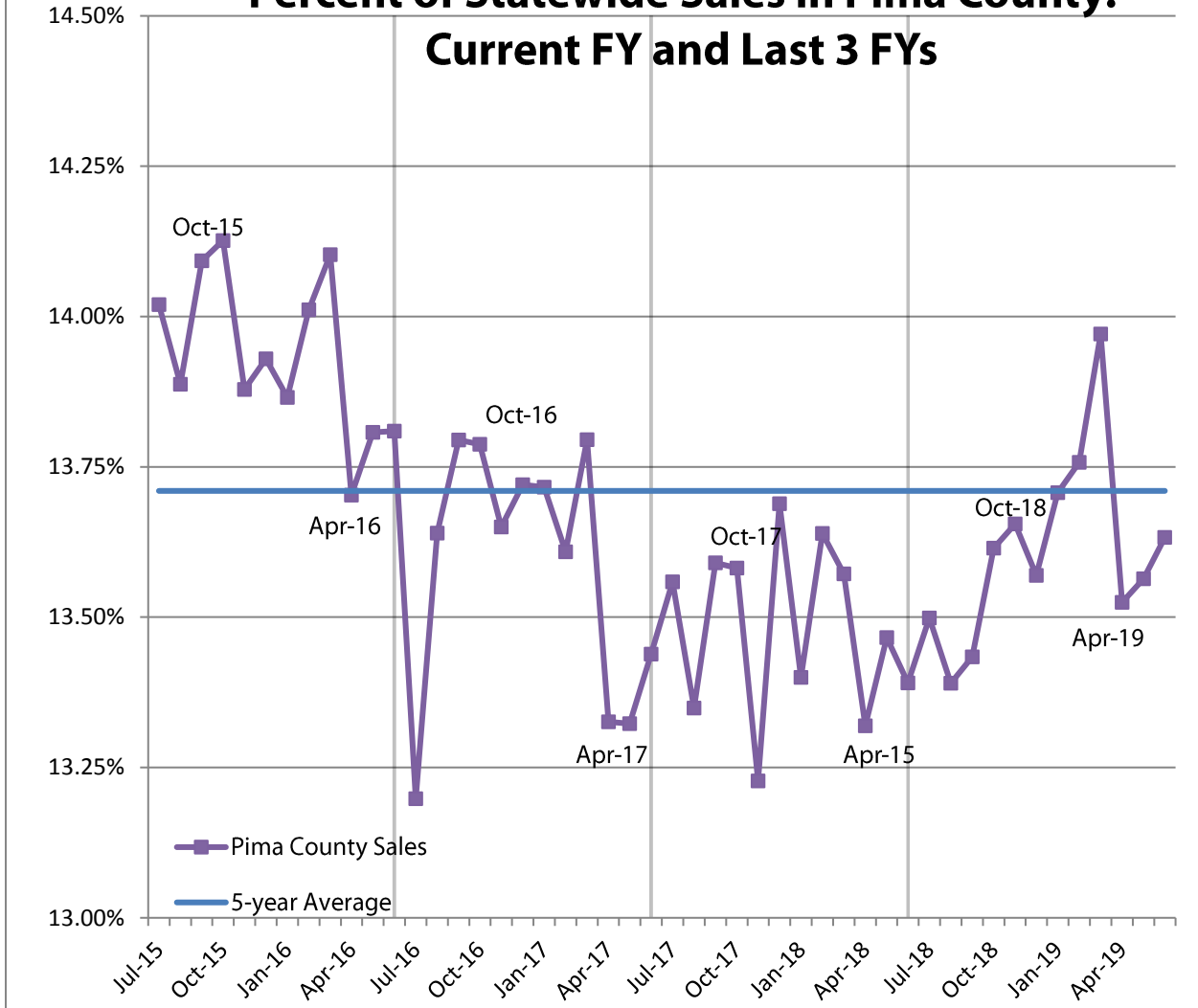


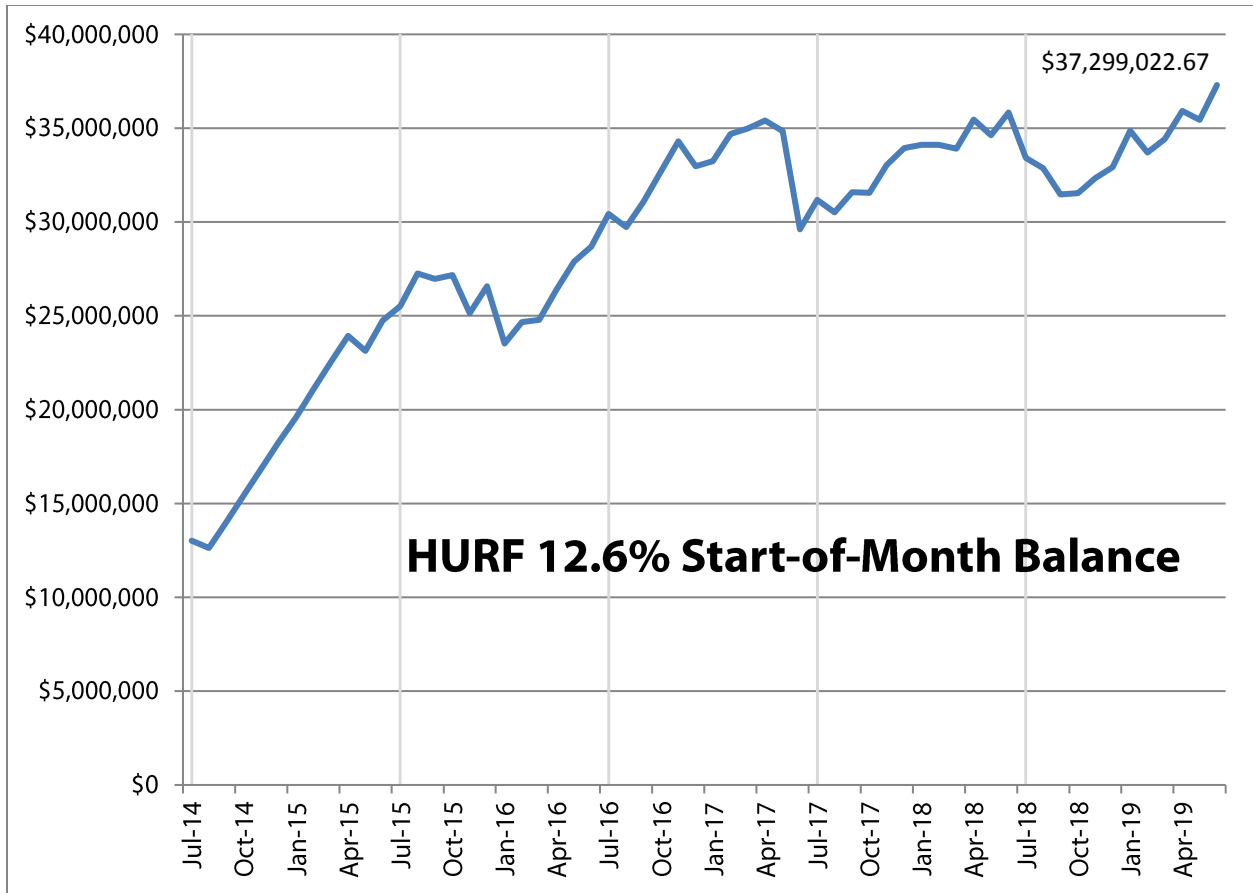
#### Gasoline Sales: Final totals FY 2015-19

	Gallons YTD	Percent of Statewide
<b>Pima County Sales FY 2019</b>	407,706,549	13.6%
<b>Pima County Sales FY 2018</b>	400,626,205	13.5%
<b>Pima County Sales FY 2017</b>	398,155,589	13.6%
<b>Pima County Sales FY 2016</b>	396,361,277	13.9%
<b>Pima County Sales FY 2015</b>	378,611,659	13.9%
<b>Pima County Sales 5-Year Average</b>	396,292,256	13.7%



## Percent of Statewide Sales in Pima County: Current FY and Last 3 FYs





## Glossary of Terms

**HURF:** Highway User Revenue Funds are revenues from the state gas tax and the vehicle license tax that are distributed to the State Highway Fund and directly to the cities, towns and counties in Arizona for transportation purposes.

**HURF 2.6%:** HURF funds that are distributed to PAG to be used for projects on state facilities.

**HURF 12.6%:** By policy, HURF funds that are distributed to PAG are to be used on RTA projects only.

**VLT:** Vehicle License Tax, a tax paid to the state of Arizona upon registration of a motor vehicle. A portion of the VLT collected is deposited in the HURF, while another portion is distributed directly to individual counties for transportation uses. Other portions of the VLT are distributed to the general fund of cities, towns and counties.